

SZB IT Data Communication Cabinet 42 U, 800 x 800 mm

Catalogue number: W-IT-428080-69AA-2-011

ZPAS**PRODUCT DESCRIPTION**

Cabinet for ICT applications based on a bolted frame.
Static load capacity 1000 kg.

Functionality

- 71 mm wide cable openings in the top and bottom plates allow to put thought the power cords with three-phase plug.
- Ventilation perforation in the top plate.
- All openings in the top and bottom plates blanked with knock-out blanking plates.
- U-marking on the mounting profiles.
- Maximum opening angle for front door – 270°.
- Door opening direction can be changed.
- Possibility to put the cabinet directly on the floor (no protruding elements under the cabinet).
- Adaptation for bying the cabinets in the rows.

CONFIGURATION

- Bolted frame (bottom plate, top plate, four posts).
- Front glass door with metal sides and three-point lock with swing handle.
- Rear solid metal, shortened door with two single-point locks without handle; 3U cable entry panel with a brush strip, mounted under the shortened door.
- Two solid metal side panels with single-point locks.
- Two pairs of 19" mounting profiles, type STANDARD.
- Earthing bar.
- Door and side panels earthing conductors (not shown in photos).
- Four levelling feet.

**TECHNICAL DATA****Material**

Frame, side panels, rear door, mounting profiles, C-profiles – sheet steel.

Front door – sheet steel, clear mineral safety glass.

Outriggers – zamak casting.

Protection degree

IP 20 in accordance with EN 60529
(does not apply to brush cable entry).

Surface finishing

Frame, side panels, doors

– powder paint, light grey (RAL 7035).

Mounting profiles, C-profiles

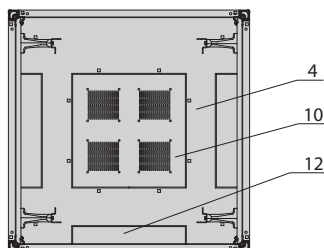
– Al-Zn coated.

SZB IT Data Communication Cabinet 42 U, 800 x 800 mm

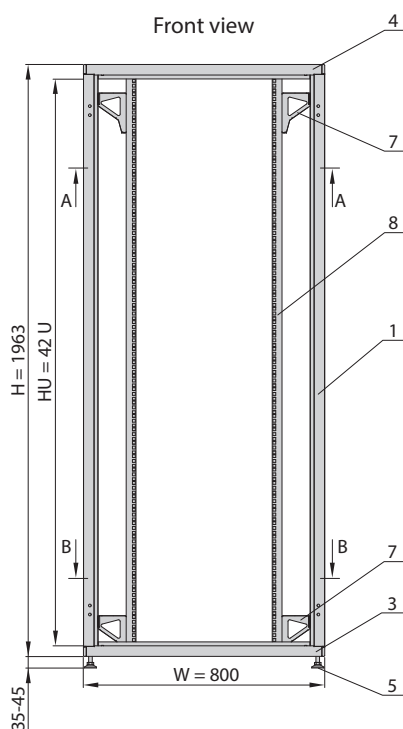
Catalogue number: W-IT-428080-69AA-2-011

ZPAS

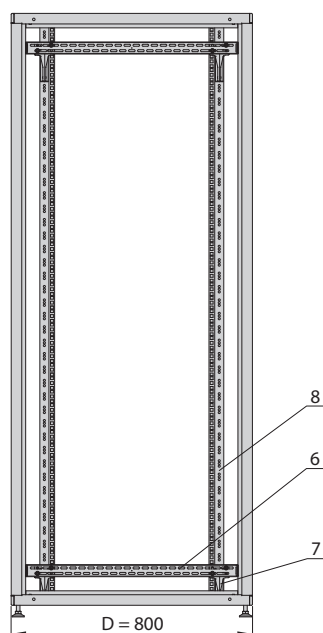
A-A section



Front view



Side view

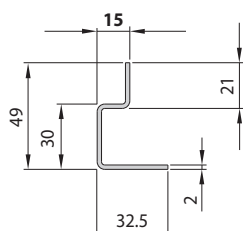
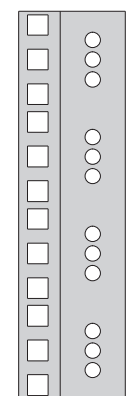
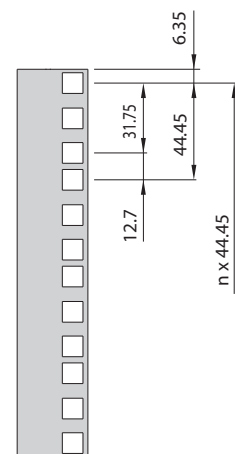
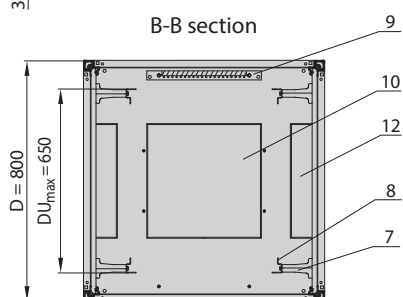
**DESIGN**

1. Frame's post
3. Frame's bottom plate
4. Frame's top plate
5. Adjustable feet
6. C-profile for 15 mm deep mounting profiles
7. Outrigger
8. 19" mounting profile, type STANDARD, 15 mm deep
9. Earthing bar
10. Knock-out blanking plate 380 x 380 mm
12. Knock-out blanking plate 380 x 71 mm

Note:

The cabinet in the drawing is shown without any panels or doors.

B-B section



19" mounting profile
type STANDARD
15 mm deep