



**Z-SERVER Cabinet 45 U, 600 x 1200 mm**

Catalogue number: W-ZS-456012-1100-2-XXX

**ZPAS**

Front view



Rear view

**STABLE CONSTRUCTION**

Bolting of cabinets and constructions made of closed profiles make it possible to achieve a unique loading capacity. Maximum load capacity verified by external testing:

- 1600 kg for cabinet based on levelling feet.
- 2000 kg for cabinet without feet, based directly on the floor.

**MULTIPURPOSE**

- Tool-free, smooth adjustment of 19" mounting profiles.
- Mounting profiles are U-marked to simplify the installation.
- Doors opening angle up to 270°, adjustable direction of opening.
- Full 180° door opening when cabinets are set in row.
- Doors with unique cable duct for installation eg. of an access control system.
- Cabinet top plate with knock-out blanking plates, tool-less mounting.
- The frame with holes for mounting additional accessories.

**CAPACITY**

- Doors with optimum perforation clearance of 80%.
- Up to 86% of the door area is perforated to provide adequate cooling for the installed devices (eliminates undercooling of the first and last U of the cabinet).
- To optimise the flow of cold air there are components to isolate cold and hot areas in the cabinet and Z-SERVER BOX server room.

**SAFETY**

- 5-point cabinet locking system.
- The door has a universal cut-outs compatible with ACS electronic handles of various manufacturers.

**Z-SERVER Cabinet 45 U, 600 x 1200 mm**

Catalogue number: W-ZS-456012-1100-2-XXX

**ZPAS****TECHNICAL DATA****Material**

Sheet steel.

**Protection degree**

IP 20 in accordance with EN 60529.

**Surface finishing**

Doors, top plate – powder paint, light grey (RAL 7035) or black (RAL 9005).

Insert the colour symbol in place of XXX in the index, i.e. 011 for RAL 7035 or 161 for RAL 9005.

Mounting profiles and other metal parts – zinc-coated.

**Dimensions**

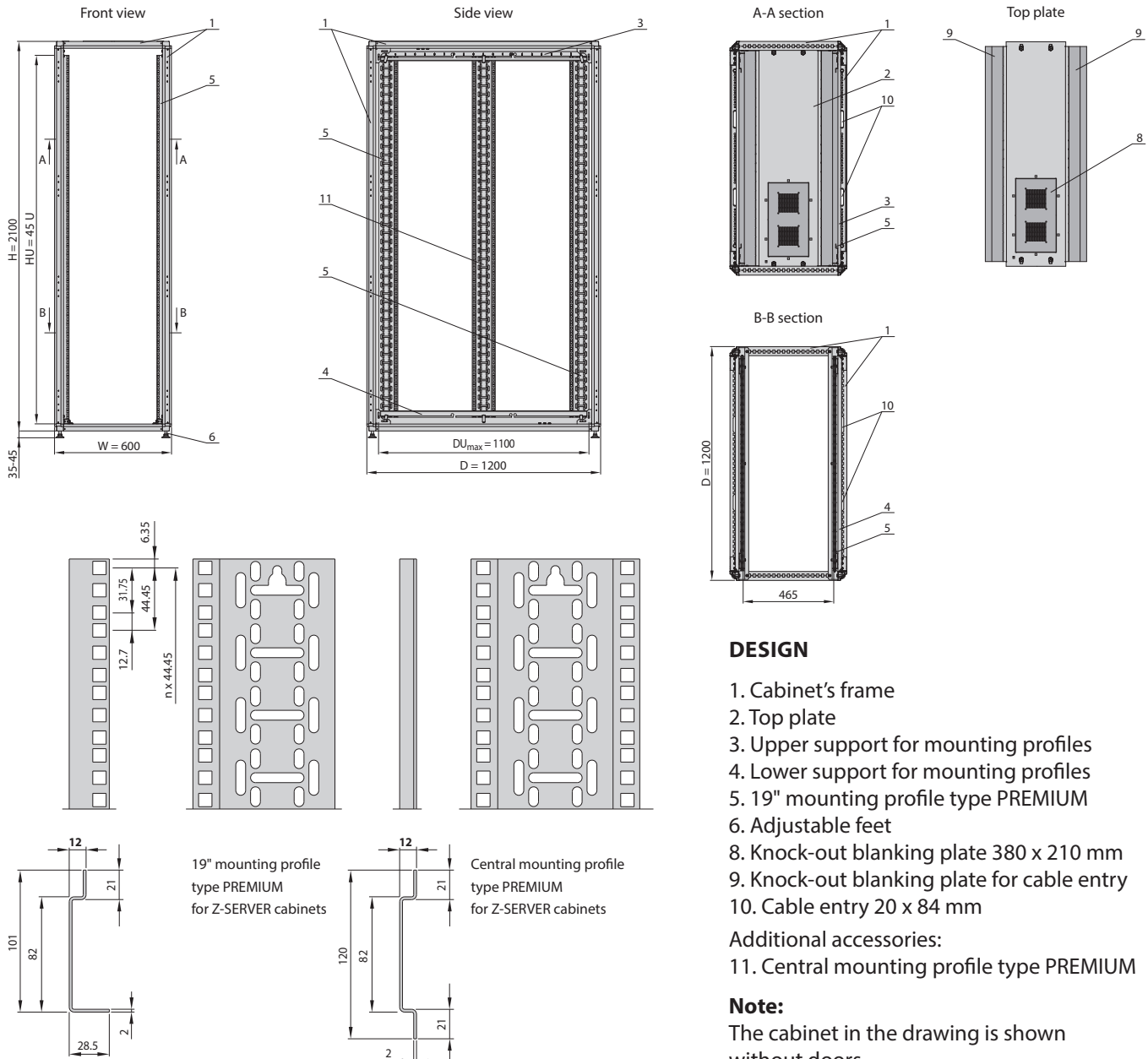
height 45 U (2100 mm)

width 600 mm

depth 1200 mm

**CONFIGURATION**

- Bolted frame.
- Perforated single-leaf front door.
- Perforated single-leaf rear door.
- Top plate with ventilation perforation and knock-out blanking plates.
- Two pairs of 19" mounting profiles, type PREMIUM.
- Levelling feet.
- No side panels.
- Earthing conductors for required components, ensuring continuity of the protective circuit (confirmed by external testing).

**DESIGN**

1. Cabinet's frame
2. Top plate
3. Upper support for mounting profiles
4. Lower support for mounting profiles
5. 19" mounting profile type PREMIUM
6. Adjustable feet
8. Knock-out blanking plate 380 x 210 mm
9. Knock-out blanking plate for cable entry
10. Cable entry 20 x 84 mm

Additional accessories:

11. Central mounting profile type PREMIUM

**Note:**

The cabinet in the drawing is shown without doors.